

# SPACES DESIGNED FOR PRIVACY.

Toilet cubicles, changing rooms, shower partitions, urinal screens and restroom doors.

**makemycubicles.com**

01 / INTRODUCTION

# Practical spaces. Better privacy.

A proposed collection for commercial, institutional and public washrooms.

Make My Cubicles brings together a considered range of restroom partition concepts. The collection is organised around the decisions that matter to a project: privacy, support system, hardware, finish and budget.

01

### Choose the configuration

Compare the support arrangement and privacy level before choosing the finish.

02

### Define the specification

Agree panel thickness, hardware grade, dimensions and installation scope.

03

### Coordinate the space

Plan door swings, clearances, sanitary fittings and access around the layout.

04

### Approve the details

Confirm the final layout, samples, fixing method and commercial terms.

**ABOUT THIS REVIEW EDITION**

This catalogue presents proposed series names and indicative configurations for your business. AI-generated photorealistic visuals are illustrative and are not completed-project photographs. Product availability, technical specifications, contact details, warranty and delivery terms must be confirmed before customer circulation.

**02 / PRODUCT FAMILIES**

# One range. Many spaces.

Start with the application, then select the right series and specification.



### 01 Toilet Cubicle Systems

Partition systems for shared commercial and institutional washrooms.



### 02 Changing Room Cubicles

Private changing spaces for gyms, workplaces and leisure facilities.



### 03 Shower Cubicle Systems

Privacy enclosures with wet-area hardware and drainage coordination.



### 04 Urinal Privacy Screens

Wall-mounted or supported screens for separation between urinals.



### 05 Restroom Doors & Frames

Standalone door-and-frame solutions for masonry restroom openings.



### 06 Junior Kids’ Cubicles

Child-scaled cubicle concepts for schools and early learning spaces.

**03 / COMPARE THE RANGE**

# Choose your starting point.

Series names describe proposed configurations; final performance follows the specification.

| SERIES | DESIGN PRIORITY | PROPOSED CONFIGURATION |
|---|---|---|
| **Essential** | Budget-focused | Nylon hardware / aluminium rails |
| **Classic** | Everyday use | SS hardware / aluminium sections |
| **Endura** | All-steel specification | SS hardware and support sections |
| **Anchor** | Base-plate detail | Plate-supported fixed panels |
| **Skyline** | Clear floor | Structural ceiling support |
| **Float** | Clear floor | Overhead rail / wall support |
| **Grand** | Full-height privacy | Floor-to-ceiling enclosure |
| **Privacy** | Closed bottom gap | Continuous lower channel |
| **Pillar** | Floor-to-ceiling supports | Top and bottom fixing points |
| **Linear** | Tubular detailing | Stainless steel tubular rail |
| **Sleek** | Clean visual lines | Detail to be developed |
| **Junior** | Children’s spaces | Reduced-height configuration |
| **FrameFit** | Individual openings | Door with matching frame |

Need help selecting? Share your project type, number of cubicles, site dimensions and preferred budget.

01 / PROPOSED SERIES

# Essential Series

## Simple choices. Sensible value.

A straightforward concept for projects where budget and day-to-day practicality guide the selection.



PHOTOREALISTIC CONCEPT RENDER / FINAL DETAILS SUBJECT TO APPROVAL

### INDICATIVE SPECIFICATION

| | |
|---|---|
| **Panel option** | 12 mm compact laminate |
| **Hardware / sections** | Nylon fittings; aluminium sections |
| **Support concept** | Floor-supported with overhead rail |
| **Finish direction** | Solid colours |

### SUITABLE APPLICATIONS

Offices, staff washrooms and budget-led projects

Confirm nylon hardware quality and cleaning compatibility.

02 / PROPOSED SERIES

# Classic Series

## A dependable everyday specification.

A balanced concept combining stainless steel touchpoints with aluminium support sections.



PHOTOREALISTIC CONCEPT RENDER / FINAL DETAILS SUBJECT TO APPROVAL

### INDICATIVE SPECIFICATION

| | |
|---|---|
| **Panel option** | 12 mm compact laminate |
| **Hardware / sections** | SS 304 fittings; aluminium sections |
| **Support concept** | Floor-supported with overhead rail |
| **Finish direction** | Solid colours or woodgrain |

### SUITABLE APPLICATIONS

Offices, retail and institutional washrooms

Confirm hardware grade and section finish in the quotation.

03 / PROPOSED SERIES

# Endura Series

## Stainless steel, throughout the detail.

A proposed upgrade for projects seeking stainless steel hardware and support sections within a coordinated system.



PHOTOREALISTIC CONCEPT RENDER / FINAL DETAILS SUBJECT TO APPROVAL

### INDICATIVE SPECIFICATION

| | |
|---|---|
| **Panel option** | 12 / 18 mm compact laminate |
| **Hardware / sections** | SS 304 fittings and sections |
| **Support concept** | Floor-supported with overhead rail |
| **Finish direction** | Solid colours or woodgrain |

### SUITABLE APPLICATIONS

Busy commercial and institutional washrooms

Select the steel grade for the actual exposure and cleaning regime.

04 / PROPOSED SERIES

# Anchor Series

## A grounded architectural detail.

Fixed panels use a base-plate support concept, creating a different visual treatment at floor level.



PHOTOREALISTIC CONCEPT RENDER / FINAL DETAILS SUBJECT TO APPROVAL

### INDICATIVE SPECIFICATION

| | |
|---|---|
| **Panel option** | 12 / 18 mm compact laminate |
| **Hardware / sections** | Stainless steel fittings and base plates |
| **Support concept** | Base plates under fixed panels |
| **Finish direction** | Coordinated panel and metal finishes |

### SUITABLE APPLICATIONS

Offices, hospitality and feature washrooms

Agree base-plate dimensions, anchors and waterproofing detail.

05 / PROPOSED SERIES

# Skyline Series

## Privacy with an open floor.

A ceiling-supported concept that removes floor legs and allows the floor beneath the partitions to remain clear.



PHOTOREALISTIC CONCEPT RENDER / FINAL DETAILS SUBJECT TO APPROVAL

### INDICATIVE SPECIFICATION

| | |
|---|---|
| **Panel option** | 12 / 18 mm compact laminate |
| **Hardware / sections** | Engineered overhead fixing assembly |
| **Support concept** | Suspended from structural support |
| **Finish direction** | Solid colours or woodgrain |

### SUITABLE APPLICATIONS

Projects with suitable structural support above

Support must connect to suitable structure, not decorative false ceiling.

06 / PROPOSED SERIES

# Float Series

## A lighter line at floor level.

An overhead-supported concept with no floor legs. Walls and the upper assembly must be designed for the selected arrangement.



PHOTOREALISTIC CONCEPT RENDER / FINAL DETAILS SUBJECT TO APPROVAL

### INDICATIVE SPECIFICATION

| | |
|---|---|
| **Panel option** | 12 / 18 mm compact laminate |
| **Hardware / sections** | Heavy-duty overhead rail and wall fixings |
| **Support concept** | Overhead rail / wall-supported |
| **Finish direction** | Coordinated panel and rail finishes |

### SUITABLE APPLICATIONS

Commercial washrooms with suitable support walls

Confirm spans, wall strength and rail design before specifying.

07 / PROPOSED SERIES

# Grand Series

## Full-height spaces. Considered privacy.

A floor-to-ceiling concept for projects seeking a more enclosed restroom experience and an architectural finish.



PHOTOREALISTIC CONCEPT RENDER / FINAL DETAILS SUBJECT TO APPROVAL

### INDICATIVE SPECIFICATION

| | |
|---|---|
| **Panel option** | Panel build-up to suit approved height |
| **Hardware / sections** | Hardware and joints matched to system |
| **Support concept** | Floor-to-ceiling enclosure |
| **Finish direction** | Solid colours, woodgrain or selected decor |

### SUITABLE APPLICATIONS

Premium offices, hospitality and private facilities

Coordinate panel sizes, ventilation, lighting and emergency access.

08 / PROPOSED SERIES

# Privacy Series

## Close the gap. Define the space.

A closed-bottom concept for projects where reducing low-level sightlines is a priority.



PHOTOREALISTIC CONCEPT RENDER / FINAL DETAILS SUBJECT TO APPROVAL

### INDICATIVE SPECIFICATION

| | |
|---|---|
| **Panel option** | 12 / 18 mm compact laminate |
| **Hardware / sections** | Continuous bottom channel / skirting |
| **Support concept** | Continuous support at floor level |
| **Finish direction** | Solid colours or woodgrain |

### SUITABLE APPLICATIONS

WC enclosures, changing and selected shower areas

Coordinate floor slope, drainage and channel sealing for wet areas.

**09 / PROPOSED SERIES**

# Pillar Series

## Support from floor to ceiling.

Extended supports connect at both floor and ceiling level to frame the cubicle system vertically.



PHOTOREALISTIC CONCEPT RENDER / FINAL DETAILS SUBJECT TO APPROVAL

### INDICATIVE SPECIFICATION

| | |
|---|---|
| **Panel option** | 12 / 18 mm compact laminate |
| **Hardware / sections** | SS fittings with extended supports |
| **Support concept** | Top and bottom anchored supports |
| **Finish direction** | Selected panel and support finishes |

### SUITABLE APPLICATIONS

Projects with a suitable ceiling fixing substrate

Verify structure above, anchor positions and services before drilling.

10 / PROPOSED SERIES

# Linear Series

## Clean lines in stainless steel.

A tubular rail and clip concept that gives the cubicle system a distinct, simple top-line detail.



PHOTOREALISTIC CONCEPT RENDER / FINAL DETAILS SUBJECT TO APPROVAL

### INDICATIVE SPECIFICATION

| | |
|---|---|
| **Panel option** | 12 / 18 mm compact laminate |
| **Hardware / sections** | Stainless steel tubes and compatible clips |
| **Support concept** | Floor-supported with tubular top rail |
| **Finish direction** | Solid colours or woodgrain |

### SUITABLE APPLICATIONS

Commercial and institutional washrooms

Agree tube size, wall thickness, clip design and steel finish.

11 / PROPOSED SERIES

# Sleek Series

## A cleaner visual language.

A proposed design direction focused on aligned faces and visually reduced joint details. The construction remains to be developed.



PHOTOREALISTIC CONCEPT RENDER / FINAL DETAILS SUBJECT TO APPROVAL

### INDICATIVE SPECIFICATION

| | |
|---|---|
| **Panel option** | To be developed with selected system |
| **Hardware / sections** | Joint and hardware detail to be confirmed |
| **Support concept** | Subject to design development |
| **Finish direction** | Selected plain or decor finishes |

### SUITABLE APPLICATIONS

Design-led office and hospitality projects

This is a proposed concept; do not specify as a proven gap-free system.

12 / PROPOSED SERIES

# Junior Series

## Small users. Thoughtful spaces.

A reduced-height, colourful concept for children’s washrooms, coordinated with supervision and age-appropriate access.



PHOTOREALISTIC CONCEPT RENDER / FINAL DETAILS SUBJECT TO APPROVAL

### INDICATIVE SPECIFICATION

| | |
|---|---|
| **Panel option** | Compact laminate; thickness to be confirmed |
| **Hardware / sections** | Child-appropriate latches and edge details |
| **Support concept** | Reduced-height floor-supported cubicles |
| **Finish direction** | Playful coordinated solid colours |

### SUITABLE APPLICATIONS

Preschools, schools and early learning spaces

Confirm age group, heights, latch access and finger-entrapment details.

13 / PROPOSED SERIES

# FrameFit Doors

## A complete opening solution.

A standalone door-and-frame concept for restroom openings where a full partition enclosure is not required.



PHOTOREALISTIC CONCEPT RENDER / FINAL DETAILS SUBJECT TO APPROVAL

### INDICATIVE SPECIFICATION

| | |
|---|---|
| **Panel option** | Door panel specification to be confirmed |
| **Hardware / sections** | Matching frame, hinges, latch and stops |
| **Support concept** | Fixed into suitable opening substrate |
| **Finish direction** | Coordinated door and frame finishes |

### SUITABLE APPLICATIONS

Masonry WC, shower and service-area openings

Confirm clear opening, handing, threshold and wall condition.

04 / BEYOND WC CUBICLES

# Complete the restroom.

Coordinate privacy across the full facility.



## Changing Room Cubicles

Provide a private space with an agreed door swing, hook position and clear internal area. Benches and accessories should be listed separately.



## Shower Cubicle Systems

Agree wet-area panel suitability, corrosion resistance, floor falls, thresholds and the interface with waterproofing.



## Urinal Privacy Screens

Choose the required screen size, mounting height and support arrangement. Confirm the wall substrate before selecting anchors.



## Restroom Doors & Frames

Coordinate door handing, clear opening, hardware, wall thickness and the required finish with the surrounding construction.

**05 / MATERIALS**

# Start with the panel.

Specify the actual board grade and thickness, not only its colour.



Compact laminate is the proposed core panel direction for this collection. Confirm the chosen manufacturer, grade, decor and suitability for the actual environment.

| | |
|---|---|
| **Panel thickness** | 12 mm or 18 mm options, subject to system approval |
| **Panel edges** | Machined edges with agreed corner and edge treatment |
| **Surface finish** | Plain, woodgrain or selected decorative finish |
| **Wet-area use** | Confirm board grade, edge details and fixing compatibility |
| **Special properties** | Fire, UV or other ratings only where supported by product data |

Ask for the actual board sample and technical data sheet before approving the material. A colour sample alone does not establish performance.

**06 / THE WORKING DETAILS**

# Small parts. Major decisions.

Agree hardware by item, material, finish and fixing method.



### Hinges

Opening direction, closing action and compatible panel thickness.

### Privacy latch

Occupancy indicator and emergency-release arrangement.

### Support legs / plates

Adjustment range, load capacity and anchor detail.

### Rails & channels

Section size, finish, connection and end-cap detail.

### Door stops & hooks

Position, fixing type and clearance behind the door.

### Fasteners

Compatible corrosion resistance and tamper-resistant options.

PROPOSED MATERIAL OPTIONS
Nylon / aluminium / SS 304. Other steel grades and finishes should be quoted only after confirming availability and project suitability.

07 / FINISH PALETTE

# Colour with a purpose.

An indicative design palette for your range; match final selections to physical samples.

**Porcelain**

**Sand**

**Pebble**

**Graphite**

**Sage**

**Forest**

**Lagoon**

**Navy**

**Ochre**

**Clay**

**Mist Blue**

**Soft Coral**

## WOODGRAIN DIRECTION



**Light Oak**



**Warm Teak**



**Deep Walnut**

Illustrative colour names and digital swatches only. Availability and batch matching require confirmation.

08 / PLAN BEFORE YOU SPECIFY

# Make the layout work.

Measure the site and coordinate the partition system with the complete washroom.

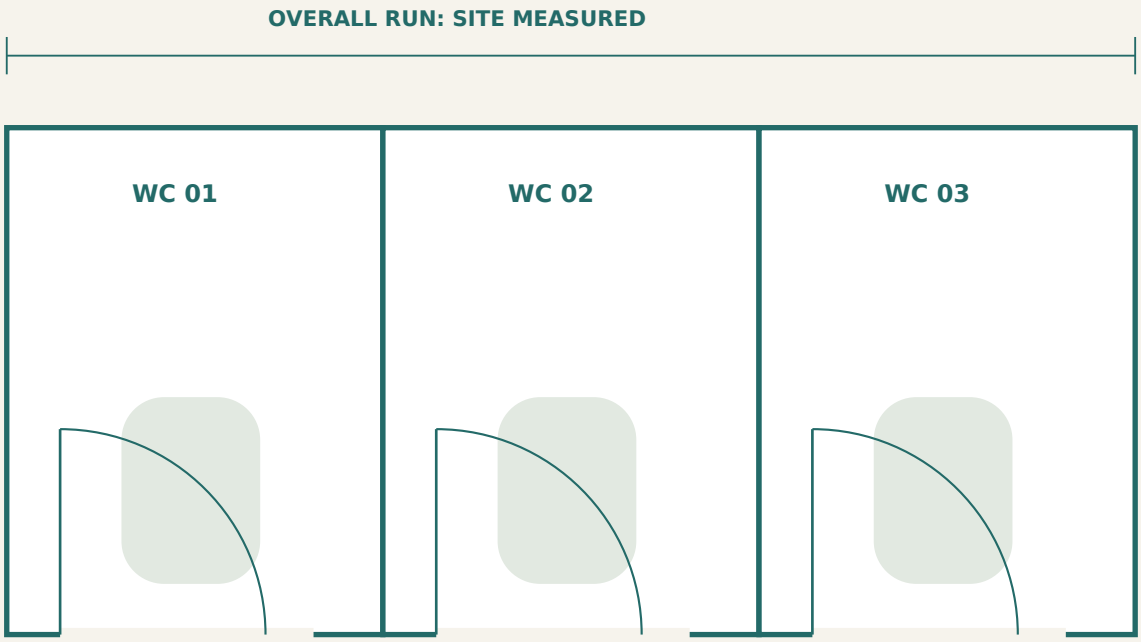


SCHEMATIC PLAN / NOT TO SCALE

| | |
|---|---|
| **Cubicle size** | Depth and width to suit site, use and local requirements |
| **Overall height** | Set with ceiling, ventilation and privacy requirements |
| **Bottom clearance** | Open-gap or closed-bottom detail to suit selected series |
| **Door opening** | Confirm clear width, swing and emergency access |
| **Accessible provision** | Develop a separate compliant layout for the project |

Standard WC modules must not be assumed to suit accessible facilities. Obtain project-specific layout approval before fabrication.

09 / FROM LAYOUT TO INSTALLATION

# A clear sequence.

A proposed project workflow for a coordinated result.

1

## Site information

Record dimensions, opening sizes, substrate conditions, plumbing and ceiling details.

2

## System selection

Choose the series, panel specification, hardware, finishes and privacy arrangement.

3

## Drawing & sample approval

Approve module dimensions, door swings, fixing details and material samples.

4

## Quotation & order approval

Agree scope, quantities, taxes, transport, installation and payment milestones.

5

## Supply & installation

Confirm site readiness and the dispatch / installation programme before proceeding.

6

## Inspection & handover

Check door operation, locks, alignment, cleaning guidance and agreed warranty terms.

10 / PROJECT APPLICATIONS

# Match the space to the need.

Use the environment and operating conditions to guide your specification.

01

## Workplaces

Privacy, finish coordination and daily cleaning.

02

## Schools & colleges

Age group, supervision, hardware access and maintenance.

03

## Retail & public facilities

Usage intensity, service access and replacement planning.

04

## Hospitality

Privacy level, appearance and coordinated finishes.

05

## Factories & warehouses

Cleaning regime, exposure and robust fixing substrates.

06

## Gyms & leisure spaces

Changing privacy, wet-area details and drainage.

**BUILD YOUR PROJECT PORTFOLIO**

Add only your own approved project photographs and verified client references in a future edition. This review catalogue intentionally contains no client logos or completed-project claims.

11 / AFTER INSTALLATION

# Keep the details working.

Care guidance must follow the selected panel and hardware manufacturers’ instructions.

## Routine cleaning

Use a soft cloth and a manufacturer-approved cleaner. Remove residues and dry hardware where required.

## Products to avoid

Avoid abrasive pads and cleaners that are incompatible with the selected surface or metal finish.

## Periodic checks

Check hinges, latches, supports and fasteners. Report loose components or changes in door operation.

## Service information

Retain the quotation, approved drawing, material details and handover record for future support.

**COMMERCIAL TERMS TO CONFIRM WITH EACH ORDER**

Warranty coverage and exclusions, delivery period, installation scope, taxes, freight, unloading, storage, civil work, waterproofing, electrical work and payment milestones must be stated in the final quotation. No fixed warranty period or delivery promise is implied by this catalogue.

# LET’S PLAN YOUR SPACE.

Share your layout for a customised quotation.



**CONTACT US**

## Redefine Enterprise

103, 1st Floor, 1st Main Road, 4th Cross Rd,
Azeez Sait Industrial Estate, Nayanda Halli,
Bengaluru, Karnataka 560026

**CALL / WHATSAPP**

## +91 97395 99821

**makemycubicles.com**

SCAN TO VISIT
OUR WEBSITE